



# 2023 Inter-Sectional Council Annual Report

## Council Role and Responsibilities

The Inter-Sectional Council (ISC) is comprised of the Chairs, Chair-Elects, and Immediate Past Chairs of all Sections. The ISC represents the interests common to the APHA Sections, Forums and Topical Groups and facilitates relations between and among them and with APHA Committees, Affiliates and Caucuses.

The Inter-Sectional Council Steering Committee (ISC-SC) conducts ISC activities between the Annual Meetings. The 14 members consist of nine members elected by the ISC, the ISC--SC immediate past chair, the Student Assembly Chair-elect and one member appointed by the Executive Board every three years, plus the Council of Affiliates Chair-Elect and the Caucus Collaborative Chair. The ISC--SC has a virtual midyear meeting, a meeting at the Annual Meeting, plus monthly Zoom meetings.

The Steering Committee assists Sections with internal management and communication. The ISC-SC:

- Reviews and comments on applications for Sections, SPIGs and Forums and submits comments to the Executive Board/Governing Council.
- Works within the framework of the APHA Strategic Plan by identifying specific goals and objectives which best fit the purpose of the ISC then develops an annual work plan.
- Functions as a proactive body on issues of concern to the Sections.
- Communicates association matters to the Sections and fosters responsible interchange among Section leadership as well as between Section leadership and other Association entities.
- Provides leadership development

## Members

Sandy-Asari Hogan – Chair; Padmini Murthy – Chair-Elect; Thomas Doker – Immediate Past Chair and Secretary

Members: Mary Jane Alexander; Monique Brown; Karl Cooper; Linda Frazier; Ebony Johnson; Carissa Smock; Whitney Witt; Kevin Borrup- Executive Board Appointee; Veena Thamilselvan – Student Assembly Liaison; Kelechi Ibe-Lamberts – Caucus Collaborative Representative; Denise Strehlow – Council of Affiliates Representative

## Staff

Fran Atkinson, Elsa Greer, Sebastian Padrino

## ISC SC Meetings

ISC Steering Committee meetings were held monthly. With all the business to discuss including the development of the Section handbook. In addition, the ISC SC met with the Council of Affiliates for their joint midyear meeting in June.

## Inter-Sectional Council Topical Groups

One of the APHA strategic plan objectives is to increase collaboration across the member groups. In an effort to facilitate this collaboration, the ISC--SC has aided in the development and management of several topical groups. These collaborative groups work on issues that traverse multiple Sections and engage members from multiple member units. The topical groups receive the following benefits: an ISC scientific session, a webinar, APHA LEAD online communities for leaders and members to communicate and an ISC- SC liaison. The current list of ISC- SC Topical Groups is as follows:

- **Climate Change**

ISC SC Liaisons: Kevin Borrup  
Organizers: Tenaya Jackson, Charles Cange

- **Opioids**

ISC SC Liaison: Linda Frazier  
Organizers: Beth Sommers

- **Gun Violence Prevention**

ISC SC Liaison: Mary Jane Alexander  
Organizers: Judith Katzburg, Linda Degutis

- **Rural Health**

ISC SC Liaisons: Monique Brown  
Organizers: Cody Mullen, Barbara Levin, Kathleen Carol Thomas, Meg Ann Perry Traci

- **Suicide Prevention**

ISC SC Liaison: Mary Jane Alexander  
Organizers: XX

- **Disasters and Emergency Preparedness**

ISC SC Liaisons: Thomas Doker  
Organizers: Peggy Keller, Lauren Pierpoint

## Summary of 2023 Activities

### *Bi-Monthly Full ISC Meetings*

In addition to the monthly ISC-SC meetings, the ISC-SC held bi-monthly full ISC meetings. Each meeting had a specific focus of interest to the Section leaders and a special guest. Each meeting also included a Chair and Staff update to keep the Section leaders up to date on APHA business. The webinars were very successful and there were over 30 leaders on each call. This year's meeting schedule was as follows:

- February – National Public Health Week collaboration
- April – Handbook discussion
- June – Handbook feedback
- August – Handbook Listening Session (final draft)
- October – Multi-Generational Communication
- November – Cultural Humility (DEI)

### *Trainings*

The Member Unit staff worked closely with the ISC SC to develop trainings that would occur in the months in which there was no bi-monthly ISC meeting. Depending on the topic, other leaders (treasurers, communication chairs, nomination chairs, etc.) were invited to the trainings. They included Speak for Health, Introduction to Membership Services, Section Budget 101, APHA 101, Fundraising, APHA Communications, plus a Section Council overview based on the new handbook is planned in the next two weeks.

In addition, the ISC and Council on Affiliates (CoA) collaborated developing the agenda for the Chair-Elect/President-Elect Training. The in-person training was held in July and was one of the most successful trainings to date. Another first was that nearly 50% of Affiliate President-Elects and 57% of Section Chair-Elects identified as a person of color.

The cohort of leaders were able to network and form new relationships between Sections and Affiliates. Since that time, Presidents-Elect and Chairs-Elect met in September, will get together at the Annual Meeting, and continue quarterly meetings into the new year. It's important to note that at the Annual Meeting they will narrow down the collaborative projects for 2024 National Public Health Week.

### *APHA Your Way*

This year, the ISC developed a standardized handbook, led by the consulting group, Brighter Strategies and Fran Atkinson. In previous focus groups, leaders were asked what was needed in a handbook to assist them with managing leadership responsibilities. Based on the comments, the manual covers leadership descriptions for Section elected and appointed positions. It also includes information on communicating with other leaders, members, and staff. Plus, chapters on finances, the ISC and one specifically for the Section Chair are included. The draft was shared at two ISC meetings moderated by Brighter Strategies for feedback which was attended by 61% of ISC members (110 members). Staff also used it to guide the training of the Chairs-Elect. Leaders were happy with the result and that it would be a living document.

### *ISC/CoA Candidates' Forum*

The virtual CoA/ISC APHA Candidates Forum is scheduled for Wednesday, October 25, 6:00-9pm ET. This forum provides Governing Councilors an opportunity to interact with and ask questions of the Candidates for President-Elect, Speaker, and the Executive Board in small groups. Similar to the previous year, the forum will take place over zoom. Candidates will make 2-minute self-introductions and then will be

placed in zoom breakout rooms with a small group of participants to chat and answer questions from the attendees. After 10 minutes, the candidate will move to another breakout room, and the participants will remain in the same breakout room. After all the candidates have visited each room, all participants will return to the main session. Each candidate will then have the opportunity to provide 2-minute closing remarks.

## 2023 Member Unit Report

Every year, Sections, SPIGS and forums are expected to submit a work plan in the beginning of the year and a member unit report prior to the Annual Meeting. The ISC-SC uses these annual reports to:

- Better understand the needs of the member units
- Identify struggling member units in need of extra support
- Ensure member unit activities align with APHA's Strategic Plan
- Facilitate collaboration between member units

The 2023 Work Plan/ Annual Report had the same format as the previous year-which was easier for Section Chairs to complete. Only one Section did not complete their workplan and all completed their report. Unfortunately, the Foot and Ankle Section will lose a scientific session in the next year due to the failure to submit their work plan. On a positive note, 56% identified as an Affiliate member; this was a 19% increase from last year.

There were many great accomplishments to report from the Sections. The following metrics from their submitted reports provide data where Sections are doing well and where they are facing some challenges. These data points will help guide the ISC-SC and staff to provide the necessary resources and guidance to support the Sections to continue leading the APHA's initiatives in their many respectful fields of expertise.

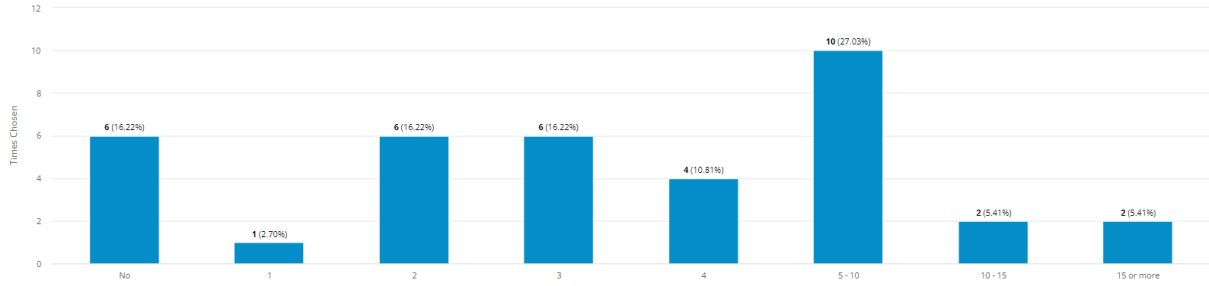
- **Scientific Sessions:** Based on the results of the Section reports the top five scientific session themes will include:
  - 2023 Theme: Overcoming Social and Ethical Challenges (56%)
  - Equity (54%)
  - Social determinants of health (51%)
  - Access to Care (31%)
  - Access to community-based resources (16%)

In addition, 79% of the Member Units will organize over five scientific sessions for this year's meeting.

- **Recognition Awards:** The most common reported response by Sections (38%) was that 5-10 recognition awards were provided for best abstract, lifetime achievement, etc. to their members. This is a 9% increase from last year.

5. How many recognition awards for best abstract, lifetime achievement, etc. did your Section provide?

Number of responses: 37



Recognition Awards	
None	8%
1	5%
2	10%
3	13%
4	21%
5-10 (error)	38%
10-15 (error)	3%
15 or more (error)	3%

- **Scholarships:** Data was also collected for how many scholarships each Section provided for students and Early Career Professionals to attend the Annual Meeting.

- **Student Scholarships**

Number of Sections/Student Assembly	Number of Scholarships 2023	Number of Scholarships 2022
Does not provide scholarships	16	16
1-5	16	14
6-10	4	3
11-15	1	3
16-20	1	1

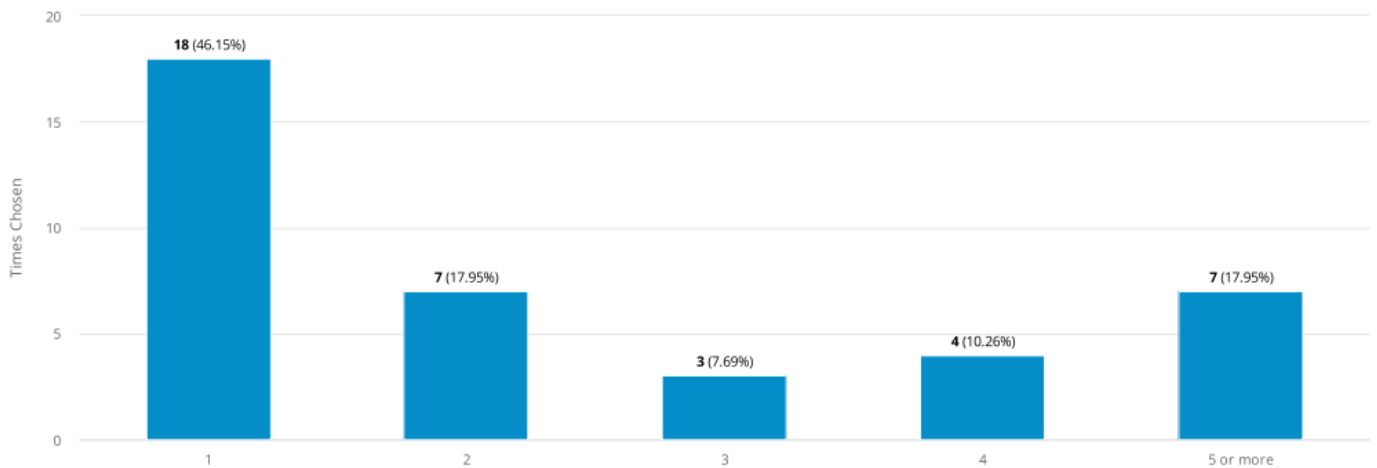
**Early Career Professional Scholarships**

Number of Sections/Student Assembly	Number of Scholarships 2023	Number of Scholarships 2022
Does not provide scholarships	29	25
1	5	5
2	--	6
3	2	--
4	3	1

- **Webinars:** The numbers remained the same for the Member Units organizing field-oriented webinars this year (not including business meetings). Most coordinated one webinar (32%); 5 or more webinars (16%). The Steering Committee will encourage Sections to increase the number of field-oriented webinars in 2024 – as it is one of the most successful ways to engage members.

**9. How many webinars on the Section’s field did you organize? (don’t include business meetings)**

Number of responses: 39



The three most covered areas included Access to Care (38%), Equity (36%) and Social Determinants of health (33%)

- **Mentoring Activities:** This February, APHA launched Mentor Match and 44% of Member Units assisted in promoting the new tool. Many Sections believed the new system would improve mentor programming. In addition, several Sections (26%) participated in the Student Assembly speed mentoring event. Other mentoring activities included organizing coffee chats, webinars and although not a mentoring activity – many benefited from panel discussions for students.
- **Policy Activities:** The most commonly reported policy activity was reviewing/archiving APHA policies (74%) Sections also reported Advocating for a current APHA policy at the local, state, or federal level (25%) and submitting a policy to the Joint Policy Committee (28%).

- **Traditional and Non-traditional Partner Engagements**

- Sections reported working with five APHA Affiliates and eleven APHA Caucuses.
- Over 12 government agencies/health departments were engaged by the Sections including the Centers for Disease Control and Prevention (CDC), Health Resources and Services Administration (HRSA), Indian Health Services and several state health departments.
- Collaboration with nonprofits and foundations doubled this year. The member units worked with over 90 organizations including the American Cancer Society, American Diabetes Association, the American Chiropractic Association, U.S. Breastfeeding Committee, Sister Love, Inc, Bill & Melinda Gates Foundation, and CareQuest.

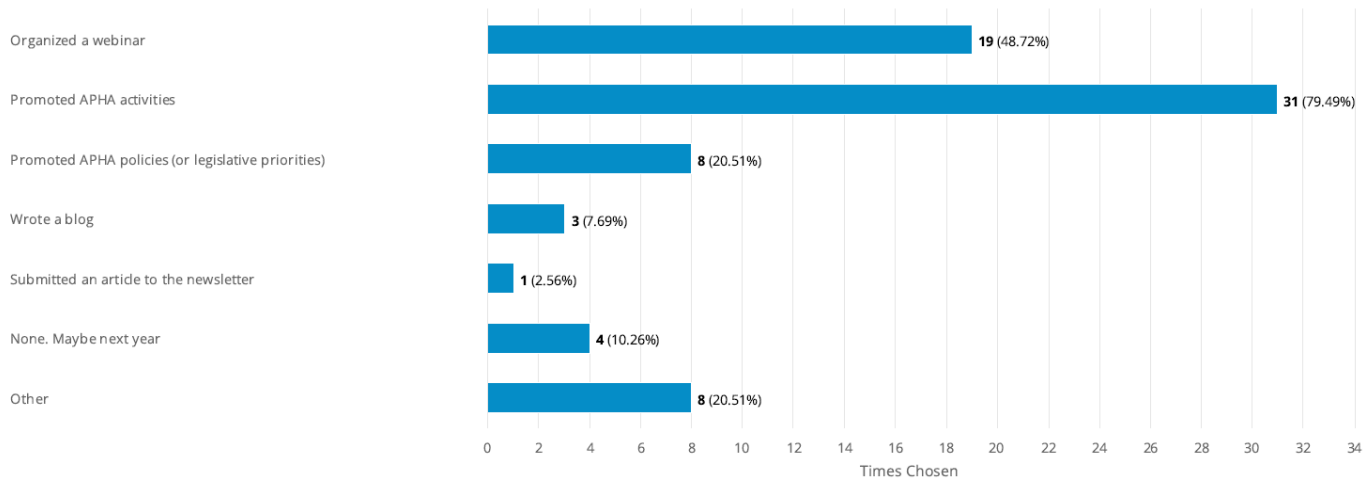
- **Advocacy Priorities:** The three highest priorities were Increasing and protecting funding for vital public health agencies (48%), advancing racial equity (44%) and upholding critical public health laws and regulations and reversing damaging rollbacks (31%) Upholding the Affordable Care Act (21%) decreased by six from last year, addressing the health impacts of climate change (18%) decreased by fourteen and addressing the nation’s gun violence epidemic stayed flat at 13 percent.

- **Advocacy Activities:**

Activities	Percentage
Promoted Action Alerts (mandatory for Action Reps.)	44%
Promoted Speak for Health campaign	41%
Encouraged leadership to participate in advocacy tutorial webinar	36%
Partnered with other groups to advocate an APHA priority	44%
None. Maybe next year.	13%
Other	10%

- **National Public Health Week (NPHW) Activities:** Sections have been especially supportive of NPHW with most promoting APHA activities (79%). Other activities included organizing webinars (49%), promoting APHA policies (21%), and writing blogs (8%)

Number of responses: 39



- **Increase Retention and Recruitment of Members:**

Activity	Percentage
Sent at least 3 messages each month on the online community	43%
Launched one membership retention effort	41%
Sent a “Happy New Year” message to all members between Jan. 1-7	38%
Executed one membership recruitment campaign	31%
Welcomed new members each month	21%
Checked-in with new members after 6-months	15%
Sent a “thank you” message to renewing members	15%

- **Prioritization of Section Elections:** Sections really worked hard to encourage building of effective leadership teams.

Activities	Percentage
Promoted vacant and upcoming volunteer positions throughout the year	90%
Adhered to election timeline	90%
Contacted staff if elected/appointed officer resigned from position	69%
Prepared a competitive/diverse slate of candidates	67%
Reached out to leaders that did not renew their membership	56%

- **Annual Meeting Business Meetings:** The most reported answer was that Sections were going to support a single business meeting (46%); 31% were hosting two meetings, 10% three meetings, and 13% four or more meetings.

- **Member Unit Business Meetings (Webinars):** The ISC Steering Committee was concerned that six



member units only had one to four meetings in the year, however it was realized that three of the six were Forums. In 2024, the committee will encourage and work with the three Sections to have at least bi-monthly meetings to stay on track with activities and deadlines.

Number of webinar business meetings (including subcommittees)	Percentage
1-4	15%
4-6	8%
6-8	10%
8-10	26%
10 or more	41%

- **Transition of Leadership:** Most Sections facilitated Chair-Elects moving to Chair positions (78.4%). However, those who did not report facilitating leadership transitions this year said that the reason was because they were still in the first year of two-year terms and thus not applicable this year.
- **Leadership Orientation:** Most (59%) Sections reported organizing leadership orientations.
- **Other Leadership Development Activities:** Most (67%) did not sponsor other leadership activities but of those that did, the following great ideas were reported: Added a leadership development time slot to a midyear meeting, provided advocacy development and organized coffee chats for members to learn more on leadership development by volunteering in the Section.
- **Membership Engagement:** Most Sections reported organizing social events for this year’s Annual Meeting (90%), soliciting feedback from members (69%), and utilizing Section student liaisons to communicate with student members (59%). Other reported activities included presenting one or more webinars for students and early career professionals (51.4%) – which was unfortunately 13% down from last year.
- **Component Collaborations:** Most Sections organized and co-sponsored scientific presentations at the Annual Meeting (84%) or convened joint webinars and other educational activities for members (62%). These levels of engagement show how well the ISC has fostered collaborations between components. Other activities included jointly developing policies (30%), plus organizing and supporting joint working groups or committees (30%).
- **Affiliate Collaborations:** The most reported collaboration with state or local affiliates was organizing scientific presentations at the Annual Meeting (21%) and organizing National Public Health Week joint activities (18%), which increased ten percent. The ISC is hopeful that the collaboration number will continue to increase as we encourage Affiliate Presidents-Elect and Section Chairs-Elect to work

together on projects for NPHW. In addition, staff advises the benefits for ISC members to become Affiliate members as it strengthens the relationship between associations.

- **Needs from ISC: The top need of the Sections is guidance** on how to raise money and increase their Section’s endowment (50%) and recruiting new members (50%). The Steering Committee believes that an increased interest in engaging students is due to their emphasis in leaders working closely with their Section Student Liaison and the Student Assembly. Also, through regular staff instructional webinars we found that there was a decrease in the number of leaders needing to learn more about raising money and how to communicate through various APHA channels.

Technical assistance needed	2023	2022	Difference
Raise money and increase Section endowment	50%	64%	-14%
Develop leadership among members	44%	44%	0%
Recruit new members	50%	36%	14%
Improve member communication	19%	36%	-17%
Engage early career professionals	36%	33%	3%
Improve impact of policy	33%	33%	0%
Recruit and retain a more diverse group of members	28%	33%	-5%
Engage student members	39%	25%	14%
Learn about and connect with other Sections interested in similar activities	28%	22%	6%
Engage retired members	31%	19%	12%
Implement a sustainable business model	28%	17%	11%
Engage members in making an impact in advocacy	14%	17%	-3%
Use strategic communication to frame issues	19%	17%	2%
Support Component leaders	11%	14%	-3%
Build and sustain effective partnerships/alliances	28%	11%	17%
Measure progress toward goals	19%	11%	8%
Other	11%	11%	0%

***SPECIAL KUDOS TO ALL OF OUR VOLUNTEER LEADERS AND TO THE APHA STAFF MEMBERS WHO SUPPORT ALL OF OUR AMAZING WORK!***